



**Round 3 - Phillip Island GP Circuit - September 3 & 4**  
**LIMITED SPORT**

**Qualifying**

Date: 03/09/22  
Event: Q04  
Weather: Light shower - Temp: 11.2C  
Track: Wet - Temp: 10.7C

Started at: 09:56:33  
Laps: 15 Min  
Starters: 19  
Printed at: 10:18


**PROVISIONAL CLASSIFICATION**

Pos	No	Name	Machine	Fastest Lap	On Lap	Behind Leader	Behind Prev	Top Speed
1	46	Marianos NIKOLIS / Freestyle Tattoo Studio / Ali Baba / Le Wrap / Mampra / Michalis Investments	Honda NSF 250	1:59.115	7 of 7			205
2	2	Luke JHONSTON / The Bike Vault / Axle Armour / RBT Suppliers / AGV	Yamaha R3 321	2:01.106	7 of 7	1.991	1.991	178
3	1	Dallas O'SULLIVAN	Husqvarna 701 693	2:03.293	3 of 4	4.178	2.187	192
4	45	Jamie PORT / Yamaha / AGV / Ricondi / Pirelli / Motul	Yamaha R3 321	2:03.786	3 of 7	4.671	.493	176
5	25	Brodie GAWITH / Ricondi / AGV / TCX / Peter Stevens M-cycles	Yamaha R3 321	2:04.447	6 of 6	5.332	.661	174
6	72A	Levi RUSSO / Russo Performance / K1 Racing / Ricondi / AGV Helmets / TCX Boots	Honda NSF 250	2:04.696	7 of 7	5.581	.249	204
7	212	Anthony STEPHENS / Ords Motorcycles Ararat	Husqvarna Vitp. 693	2:04.783	3 of 4	5.668	.087	189
8	26	Cameron SWAIN / Impeller / Forcite / Barrys Dyno / Motocity / Ricondi / XXX Race Susp.	Honda NSF 250	2:05.697	6 of 6	6.582	.914	197
9	13	Marcus HAMOD / Motocity / AGV / Pirelli / Jekyl and Hyde	Honda CRF 250	2:05.767	7 of 7	6.652	.070	201
10	3	Cori BOURNE / Pedders Suspension Shepparton / NBS Brake Supplies / Shepparton Service	Husqvarna FS 450	2:06.804	3 of 3	7.689	1.037	185
11	12	Henry SNELL / Megacycle Racing / Ricondi / AGV / TCX / Tim Gawith	Yamaha R3 321	2:08.913	2 of 2	9.798	2.109	173
12	32A	Jai RUSSO / Russo Performance / MotoStars / Ricondi / AGV Helmets / TCX Boots	Honda NSF 250	2:09.047	7 of 7	9.932	.134	200
13	57	Cooper ROWNTREE / Anytime Fitness	Yamaha R3 321	2:10.885	5 of 6	11.770	1.838	180
14	67	Richard DRAPER / R A Draper Medical Services	Ducati Monster 659	2:16.154	4 of 4	17.039	5.269	170
15	72	Hossain SHARIAR	Kawasaki EX 400	2:17.973	4 of 6	18.858	1.819	176
16	32	Riley BRENNAN	Kawasaki EX 400	2:19.586	2 of 2	20.471	1.613	169
17	27	Toby JAMES	Yamaha R3 321	2:21.407	6 of 6	22.292	1.821	168
18	76	Lindsay RUSSELL	Kawasaki EX 400	2:22.864	7 of 7	23.749	1.457	174
Not enough laps								
NC	9	Kurt LEWIS / Axle Armour	Husqvarna 693	.000	0 of 0			-
								1:59.115

The results are provisional until the end of the time limit for protests and appeals.


*Scott Laing*  
Chief Timekeeper - Scott Laing

*Tony Bolin*  
Clerk of Course - Tony Bolin



**COMPUTIME RACE TIMING SYSTEMS PTY LTD**  
**www.computime.com.au**

E-mail: scott@computime.com.au / Ph: 0418 17 13 17





**Round 3 - Phillip Island GP Circuit - September 3 & 4**  
**LIMITED SPORT**

**Qualifying**

Date: 03/09/22  
Event: Q04  
Weather: Light shower - Temp: 11.2C  
Track: Wet - Temp: 10.7C

Started at: 09:56:33  
Laps: 15 Min  
Starters: 19  
Printed at: 10:18


**PROVISIONAL LAP TIMES**

No	Name	Lap 1	Lap 2	Lap 3	Lap 4	Lap 5	Lap 6	Lap 7
1	Dallas O'SULLIVAN	2:16.790	2:07.529	<b>2:03.293</b>	2:04.665			
2	Luke JHONSTON	2:08.565	2:04.104	2:04.370	2:03.604	2:02.833	2:01.355	<b>2:01.106</b>
3	Cori BOURNE	2:14.732	2:08.601	<b>2:06.804</b>				
12	Henry SNELL	2:23.498	<b>2:08.913</b>					
13	Marcus HAMOD	2:24.451	2:15.018	2:11.354	2:09.771	2:07.665	2:07.142	<b>2:05.767</b>
25	Brodie GAWITH	2:12.749	2:04.930	2:07.758	2:07.066	2:05.636	<b>2:04.447</b>	
26	Cameron SWAIN	2:28.546	2:11.953	2:10.887	2:08.743	2:06.454	<b>2:05.697</b>	
27	Toby JAMES	2:35.014	2:28.064	2:25.320	2:24.136	2:21.470	<b>2:21.407</b>	
32	Riley BRENNAN	2:31.395	<b>2:19.586</b>					
32A	Jai RUSSO	2:22.522	2:13.201	2:13.089	2:10.701	2:15.012	2:09.396	<b>2:09.047</b>
45	Jamie PORT	2:08.834	2:05.438	<b>2:03.786</b>	2:08.402	2:04.459	2:05.360	2:05.508
46	Marianos NIKOLIS	2:07.981	2:00.733	2:00.234	2:01.146	1:59.704	2:02.027	<b>1:59.115</b>
57	Cooper ROWNTREE	2:21.726	2:16.965	5:30.619	2:18.423	<b>2:10.885</b>	2:12.648	
67	Richard DRAPER	2:29.505	2:20.659	2:18.113	<b>2:16.154</b>			
72	Hossain SHARIAR	2:38.196	2:24.941	2:19.884	<b>2:17.973</b>	2:19.144	2:22.724	
72A	Levi RUSSO	2:26.893	2:10.525	2:10.768	2:07.571	2:07.661	2:05.854	<b>2:04.696</b>
76	Lindsay RUSSELL	2:26.712	2:25.957	2:26.538	2:24.374	2:26.784	2:24.177	<b>2:22.864</b>
212	Anthony STEPHENS	2:13.056	2:07.440	<b>2:04.783</b>	2:06.891			

The results are provisional until the end of the time limit for protests and appeals.


*Scott Laing*  
Chief Timekeeper - Scott Laing

*Tony Bolin*  
Clerk of Course - Tony Bolin



**COMPUTIME RACE TIMING SYSTEMS PTY LTD**  
**www.computime.com.au**

E-mail: scott@computime.com.au / Ph: 0418 17 13 17





**Round 3 - Phillip Island GP Circuit - September 3 & 4**  
**LIMITED SPORT**

**Qualifying**

Date: 03/09/22  
Event: Q04  
Weather: Light shower - Temp: 11.2C  
Track: Wet - Temp: 10.7C


Started at: 09:56:33  
Laps: 15 Min  
Starters: 19  
Printed at: 10:18

**PROVISIONAL SPLIT TIMES**

Lap	Split 1	Split 2	Split 3	Split 4	Lap Time	Spd	Lap	Split 1	Split 2	Split 3	Split 4	Lap Time	Spd
<b>1 Dallas O'SULLIVAN (3rd)</b>							5	30.266	35.782	23.859	35.729	2:05.636	173
1	35.019	39.028	25.878	36.865	2:16.790 P		6	<u>30.171</u>	<u>35.752</u>	23.857	<u>34.667</u>	<u>2:04.447</u>	174
2	31.640	36.829	23.942	35.118	2:07.529	191							
3	30.446	35.720	<u>23.303</u>	<u>33.824</u>	<u>2:03.293</u>	191							
4	<u>29.771</u>	<u>35.595</u>	23.935	35.364	2:04.665	192							
<b>2 Luke JHONSTON (2nd)</b>							<b>26 Cameron SWAIN (8th)</b>						
1	33.379	36.434	23.672	35.080	2:08.565 P		1	41.240	42.448	26.605	38.253	2:28.546 P	
2	30.532	35.680	23.148	34.744	2:04.104	176	2	32.918	38.119	24.505	36.411	2:11.953	186
3	29.996	35.706	23.306	35.362	2:04.370	177	3	31.801	37.855	24.758	36.473	2:10.887	194
4	30.183	35.669	23.161	34.591	2:03.604	175	4	31.338	37.014	24.652	35.739	2:08.743	195
5	30.194	35.503	22.984	34.152	2:02.833	178	5	30.643	36.595	23.976	<u>35.240</u>	2:06.454	197
6	29.549	<u>35.029</u>	22.913	33.864	2:01.355	177	6	<u>30.192</u>	<u>36.022</u>	<u>23.811</u>	35.672	<u>2:05.697</u>	197
7	<u>29.465</u>	35.125	<u>22.879</u>	<u>33.637</u>	<u>2:01.106</u>	178	<b>27 Toby JAMES (17th)</b>						
<b>3 Cori BOURNE (10th)</b>							1	42.159	43.709	28.594	40.552	2:35.014 P	
1	34.957	38.861	25.101	35.813	2:14.732 P		2	36.423	42.267	27.988	41.386	2:28.064	160
2	32.499	37.017	24.013	<u>35.072</u>	2:08.601	175	3	34.960	42.052	27.642	40.666	2:25.320	164
3	<u>31.453</u>	<u>36.200</u>	<u>23.978</u>	35.173	<u>2:06.804</u>	185	4	34.591	41.570	27.586	40.389	2:24.136	166
<b>12 Henry SNELL (11th)</b>							5	34.172	<u>40.580</u>	<u>26.922</u>	39.796	2:21.470	167
1	42.648	39.285	25.106	36.459	2:23.498 P		6	<u>33.779</u>	40.664	27.516	<u>39.448</u>	<u>2:21.407</u>	168
2	<u>32.032</u>	<u>37.153</u>	<u>24.003</u>	<u>35.725</u>	<u>2:08.913</u>	172	<b>32 Riley BRENNAN (16th)</b>						
<b>13 Marcus HAMOD (9th)</b>							1	40.649	42.370	28.288	40.088	2:31.395 P	
1	39.483	40.678	26.599	37.691	2:24.451 P		2	<u>34.568</u>	<u>39.979</u>	<u>26.584</u>	<u>38.455</u>	<u>2:19.586</u>	167
2	32.186	39.359	25.823	37.650	2:15.018	195	<b>32A Jai RUSSO (12th)</b>						
3	31.587	38.448	24.978	36.341	2:11.354	198	1	38.734	40.657	25.354	37.777	2:22.522 P	
4	30.788	38.642	24.780	35.561	2:09.771	199	2	32.430	38.497	24.760	37.514	2:13.201	197
5	30.106	<u>37.367</u>	24.289	35.903	2:07.665	200	3	32.102	38.237	25.146	37.604	2:13.089	196
6	30.213	37.669	24.313	34.947	2:07.142	201	4	<u>31.153</u>	38.205	24.465	36.878	2:10.701	194
7	<u>29.707</u>	37.470	<u>23.929</u>	<u>34.661</u>	<u>2:05.767</u>	201	5	32.673	40.042	25.705	36.592	2:15.012	189
<b>25 Brodie GAWITH (5th)</b>							6	31.530	37.530	24.282	36.054	2:09.396	200
1	34.225	36.623	24.330	37.571	2:12.749 P		7	31.888	<u>37.066</u>	<u>24.088</u>	<u>36.005</u>	<u>2:09.047</u>	200
2	30.388	36.152	<u>23.703</u>	34.687	2:04.930	172	<b>45 Jamie PORT (4th)</b>						
3	30.593	36.312	25.035	35.818	2:07.758	173	1	33.508	36.322	24.130	34.874	2:08.834 P	
4	30.602	36.373	24.333	35.758	2:07.066	171	2	30.917	35.789	23.783	34.949	2:05.438	176
							3	30.229	<u>35.278</u>	<u>23.752</u>	<u>34.527</u>	<u>2:03.786</u>	173
							4	31.324	36.875	24.053	36.150	2:08.402	174
							5	30.490	35.329	23.781	34.859	2:04.459	176


*Scott Laing*  
Chief Timekeeper - Scott Laing

*Tony Bolin*  
Clerk of Course - Tony Bolin



**COMPUTIME RACE TIMING SYSTEMS PTY LTD**  
**www.computime.com.au**

E-mail: scott@computime.com.au / Ph: 0418 17 13 17





**Round 3 - Phillip Island GP Circuit - September 3 & 4**  
**LIMITED SPORT**

**Qualifying**

Date: 03/09/22  
Event: Q04  
Weather: Light shower - Temp: 11.2C  
Track: Wet - Temp: 10.7C

Started at: 09:56:33  
Laps: 15 Min  
Starters: 19  
Printed at: 10:18


**PROVISIONAL SPLIT TIMES**

Lap	Split 1	Split 2	Split 3	Split 4	Lap Time	Spd	Lap	Split 1	Split 2	Split 3	Split 4	Lap Time	Spd
6	<u>30.096</u>	35.538	24.055	35.671	2:05.360	176	4	33.705	<u>40.024</u>	<u>26.195</u>	38.049	<u>2:17.973</u>	172
7	30.225	36.114	24.185	34.984	2:05.508	175	5	<u>33.183</u>	40.071	26.985	38.905	2:19.144	173
							6	33.552	40.762	27.138	41.272	2:22.724	176
<b>46 Marianos NIKOLIS (1st)</b>							<b>72A Levi RUSSO (6th)</b>						
1	33.390	36.629	23.838	34.124	2:07.981 P		1	43.059	40.340	26.552	36.942	2:26.893 P	
2	29.706	35.224	22.996	<u>32.807</u>	2:00.733	202	2	32.093	37.511	25.197	35.724	2:10.525	195
3	29.167	34.894	22.880	33.293	2:00.234	205	3	31.356	36.867	25.428	37.117	2:10.768	204
4	29.342	34.825	23.106	33.873	2:01.146	203	4	30.947	36.733	24.685	35.206	2:07.571	198
5	29.412	34.470	22.786	33.036	1:59.704	205	5	30.474	36.245	25.610	35.332	2:07.661	201
6	30.543	34.671	23.370	33.443	2:02.027	201	6	30.420	35.612	24.420	35.402	2:05.854	202
7	<u>28.760</u>	<u>34.333</u>	<u>22.705</u>	33.317	<u>1:59.115</u>	204	7	<u>30.278</u>	<u>35.472</u>	<u>24.230</u>	<u>34.716</u>	<u>2:04.696</u>	202
<b>57 Cooper ROWNTREE (13th)</b>							<b>76 Lindsay RUSSELL (18th)</b>						
1	36.266	40.279	27.407	37.774	2:21.726 P		1	37.115	41.580	27.425	40.592	2:26.712 P	
2	33.628	38.804	26.531	38.002	2:16.965	171	2	35.307	41.426	28.001	41.223	2:25.957	168
3	33.714	39.692	26.641	3:50.572	5:30.619	172	3	35.788	41.749	27.858	41.143	2:26.538	165
4	35.857	38.032	25.841	38.693	2:18.423 P		4	<u>34.583</u>	<u>40.569</u>	27.889	41.333	2:24.374	164
5	<u>31.959</u>	<u>37.069</u>	25.211	36.646	<u>2:10.885</u>	180	5	36.291	41.593	28.364	40.536	2:26.784	165
6	32.678	38.648	<u>25.204</u>	<u>36.118</u>	2:12.648	177	6	34.867	41.543	27.745	40.022	2:24.177	174
							7	34.820	41.040	<u>27.477</u>	<u>39.527</u>	<u>2:22.864</u>	173
<b>67 Richard DRAPER (14th)</b>							<b>212 Anthony STEPHENS (7th)</b>						
1	38.170	42.615	28.891	39.829	2:29.505 P		1	34.295	37.571	25.242	35.948	2:13.056 P	
2	34.555	40.627	26.668	38.809	2:20.659	167	2	31.619	36.273	24.911	34.637	2:07.440	185
3	34.250	40.341	25.932	37.590	2:18.113	170	3	30.608	<u>35.844</u>	<u>23.828</u>	<u>34.503</u>	<u>2:04.783</u>	187
4	<u>33.600</u>	<u>39.815</u>	<u>25.273</u>	<u>37.466</u>	<u>2:16.154</u>	168	4	<u>30.558</u>	35.854	24.429	36.050	2:06.891	186
<b>72 Hossain SHARIAR (15th)</b>													
1	41.121	47.060	30.488	39.527	2:38.196 P								
2	36.143	42.093	27.854	38.851	2:24.941	155							
3	34.619	40.994	26.402	<u>37.869</u>	2:19.884	168							

The results are provisional until the end of the time limit for protests and appeals.


*Scott Laing*  
Chief Timekeeper - Scott Laing

*Tony Bolin*  
Clerk of Course - Tony Bolin



**COMPUTIME RACE TIMING SYSTEMS PTY LTD**  
**www.computime.com.au**

E-mail: scott@computime.com.au / Ph: 0418 17 13 17





**Round 3 - Phillip Island GP Circuit - September 3 & 4**  
**LIMITED SPORT**

**Qualifying**

Date: 03/09/22  
 Event: Q04  
 Weather: Light shower - Temp: 11.2C  
 Track: Wet - Temp: 10.7C

Started at: 09:56:33  
 Laps: 15 Min  
 Starters: 19  
 Printed at: 10:18


**PROVISIONAL FASTEST LAPS SEQUENCE**

Race Time	No	Name	Machine	Fastest Lap	On Lap
2:20.379	212	Anthony STEPHENS	Husqvarna Vitp. 693	2:13.056	1
3:21.211	2	Luke JHONSTON	Yamaha R3 321	2:08.565	1
4:27.819	212	Anthony STEPHENS	Husqvarna Vitp. 693	2:07.440	2
5:25.315	2	Luke JHONSTON	Yamaha R3 321	2:04.104	2
6:34.445	1	Dallas O'SULLIVAN	Husqvarna 701 693	2:03.293	3
6:38.452	46	Marianos NIKOLIS	Honda NSF 250	2:00.733	2
8:38.686	46	Marianos NIKOLIS	Honda NSF 250	2:00.234	3
12:39.536	46	Marianos NIKOLIS	Honda NSF 250	1:59.704	5
16:40.678	46	Marianos NIKOLIS	Honda NSF 250	1:59.115	7

The results are provisional until the end of the time limit for protests and appeals.


*Scott Laing*  
 Chief Timekeeper - Scott Laing

*Tony Bolin*  
 Clerk of Course - Tony Bolin



**COMPUTIME RACE TIMING SYSTEMS PTY LTD**  
**www.computime.com.au**

E-mail: scott@computime.com.au / Ph: 0418 17 13 17





**Round 3 - Phillip Island GP Circuit - September 3 & 4**  
**LIMITED SPORT**

**Qualifying**

Date: 03/09/22  
Event: Q04  
Weather: Light shower - Temp: 11.2C  
Track: Wet - Temp: 10.7C

Started at: 09:56:33  
Laps: 15 Min  
Starters: 19  
Printed at: 10:18


**PROVISIONAL BEST PARTIAL TIMES**

Pos	Split 1		Split 2		Split 3		Split 4		LAP		
	Name	Time	Name	Time	Name	Time	Name	Time	Name	Ideal	Fastest
1	M. NIKOLIS	28.760	M. NIKOLIS	34.333	M. NIKOLIS	22.705	M. NIKOLIS	32.807	M. NIKOLIS	1:58.605	1:59.115
2	L. JHONSTON	29.465	L. JHONSTON	35.029	L. JHONSTON	22.879	L. JHONSTON	33.637	L. JHONSTON	2:01.010	2:01.106
3	M. HAMOD	29.707	J. PORT	35.278	D. O'SULLIVA	23.303	D. O'SULLIVA	33.824	D. O'SULLIVA	2:02.493	2:03.293
4	D. O'SULLIVA	29.771	L. RUSSO	35.472	B. GAWITH	23.703	A. STEPHENS	34.503	J. PORT	2:03.653	2:03.786
5	J. PORT	30.096	D. O'SULLIVA	35.595	J. PORT	23.752	J. PORT	34.527	B. GAWITH	2:04.293	2:04.447
6	B. GAWITH	30.171	B. GAWITH	35.752	C. SWAIN	23.811	M. HAMOD	34.661	L. RUSSO	2:04.696	2:04.696
7	C. SWAIN	30.192	A. STEPHENS	35.844	A. STEPHENS	23.828	B. GAWITH	34.667	A. STEPHENS	2:04.733	2:04.783
8	L. RUSSO	30.278	C. SWAIN	36.022	M. HAMOD	23.929	L. RUSSO	34.716	C. SWAIN	2:05.265	2:05.697
9	A. STEPHENS	30.558	C. BOURNE	36.200	C. BOURNE	23.978	C. BOURNE	35.072	M. HAMOD	2:05.664	2:05.767
10	J. RUSSO	31.153	H. SNELL	36.870	H. SNELL	24.003	C. SWAIN	35.240	C. BOURNE	2:06.703	2:06.804
11	H. SNELL	31.216	J. RUSSO	37.066	J. RUSSO	24.088	H. SNELL	35.725	H. SNELL	2:07.814	2:08.913
12	C. BOURNE	31.453	C. ROWNTRE	37.069	L. RUSSO	24.230	J. RUSSO	36.005	J. RUSSO	2:08.312	2:09.047
13	C. ROWNTRE	31.959	M. HAMOD	37.367	C. ROWNTRE	25.204	C. ROWNTRE	36.118	C. ROWNTRE	2:10.350	2:10.885
14	H. SHARIAR	33.183	R. BRENNAN	39.584	R. DRAPER	25.273	R. DRAPER	37.466	R. DRAPER	2:16.154	2:16.154
15	R. BRENNAN	33.368	R. DRAPER	39.815	R. BRENNAN	26.146	H. SHARIAR	37.869	H. SHARIAR	2:17.271	2:17.973
16	R. DRAPER	33.600	H. SHARIAR	40.024	H. SHARIAR	26.195	R. BRENNAN	38.455	R. BRENNAN	2:17.553	2:19.586
17	T. JAMES	33.779	L. RUSSELL	40.569	T. JAMES	26.922	T. JAMES	39.448	T. JAMES	2:20.729	2:21.407
18	L. RUSSELL	34.583	T. JAMES	40.580	L. RUSSELL	27.425	L. RUSSELL	39.527	L. RUSSELL	2:22.104	2:22.864

The results are provisional until the end of the time limit for protests and appeals.


*Scott Laing*  
Chief Timekeeper - Scott Laing

*Tony Bolin*  
Clerk of Course - Tony Bolin



**COMPUTIME RACE TIMING SYSTEMS PTY LTD**  
**www.computime.com.au**

E-mail: scott@computime.com.au / Ph: 0418 17 13 17





# Round 3 - Phillip Island GP Circuit - September 3 & 4

## LIMITED SPORT

### LEG 1 (Event 2)

Date: 03/09/22  
Event: Q04  
Weather: Light shower - Temp: 11.2C  
Track: Wet - Temp: 10.7C

Started at: 09:56:33  
Laps: 15 Min  
Starters: 19  
Printed at: 10:18


## PROVISIONAL GRID SHEET



1	46	1 M. NIKOLIS 1:59.115	2	2	2 L. JHONSTON 2:01.106	3	1	3 D. O'SULLIVAN 2:03.293
2	45	4 J. PORT 2:03.786	5	25	5 B. GAWITH 2:04.447	6	72A	6 L. RUSSO 2:04.696
3	212	7 A. STEPHENS 2:04.783	8	26	8 C. SWAIN 2:05.697	9	13	9 M. HAMOD 2:05.767
4	3	10 C. BOURNE 2:06.804	11	12	11 H. SNELL 2:08.913	12	32A	12 J. RUSSO 2:09.047
5	57	13 C. ROWNTREE 2:10.885	14	67	14 R. DRAPER 2:16.154	15	72	15 H. SHARIAR 2:17.973
6	32	16 R. BRENNAN 2:19.586	17	27	17 T. JAMES 2:21.407	18	76	18 L. RUSSELL 2:22.864
7	9	19 K. LEWIS .000						


*Scott Laing*  
Chief Timekeeper - Scott Laing

*Tony Bolin*  
Clerk of Course - Tony Bolin



**COMPUTIME RACE TIMING SYSTEMS PTY LTD**  
**www.computime.com.au**

E-mail: scott@computime.com.au / Ph: 0418 17 13 17





**Round 3 - Phillip Island GP Circuit - September 3 & 4**  
**LIMITED SPORT**  
**LEG 1 (Event 2)**

Date: 03/09/22  
 Event: Q04  
 Weather: Light shower - Temp: 11.2C  
 Track: Wet - Temp: 10.7C

Started at: 09:56:33  
 Laps: 15 Min  
 Starters: 19  
 Printed at: 10:18


**PROVISIONAL GRID SHEET**

								19 K. LEWIS .000	7
18 76 L. RUSSELL 2:22.864		17 27 T. JAMES 2:21.407		16 32 R. BRENNAN 2:19.586					6
	15 72 H. SHARIAR 2:17.973		14 67 R. DRAPER 2:16.154		13 57 C. ROWNTREE 2:10.885				5
12 32A J. RUSSO 2:09.047		11 12 H. SNELL 2:08.913		10 3 C. BOURNE 2:06.804					4
	9 13 M. HAMOD 2:05.767		8 26 C. SWAIN 2:05.697		7 212 A. STEPHENS 2:04.783				3
6 72A L. RUSSO 2:04.696		5 25 B. GAWITH 2:04.447		4 45 J. PORT 2:03.786					2
	3 1 D. O'SULLIVAN 2:03.293		2 2 L. JHONSTON 2:01.106		1 46 M. NIKOLIS 1:59.115				1



*Scott Laing*  
 Chief Timekeeper - Scott Laing

*Tony Bolin*  
 Clerk of Course - Tony Bolin



**COMPUTIME RACE TIMING SYSTEMS PTY LTD**  
**www.computime.com.au**  
 E-mail: scott@computime.com.au / Ph: 0418 17 13 17

